

ACTIVITY 19

Vacationing in Texas Grade 4

TEKS 4.14 Underlying processes and mathematical tools. The student applies Grade 4 mathematics to solve problems connected to everyday experiences and activities in and outside of school. The student is expected to: **(A)** identify the mathematics in everyday situations; **(B)** use a problem-solving model that incorporates understanding the problem, making a plan, carrying out the plan, and evaluating the solution for reasonableness

- **Objective:** Students will plan a vacation visiting at least 2 cities, towns, parks, or other attractions in Texas. Students are to complete a travel log and write a story detailing the places they visited. The group will also present an oral presentation of their vacation in Texas.

Number of students: Students can work in groups of three.

Materials:

- Texas State Travel Guide
- Internet
- Maps of Texas
- Chart paper
- Markers or colored pencils
- Travel and expense logs
- Calculator

Steps: This interdisciplinary activity will take two to three days and involves mathematics, social studies and language arts.

Step 1: Students will have four days to travel, so they must plan a travel route taking into consideration the time it takes to travel between cities or parks. Students can use the map or the distance chart from the Texas State Travel Guide to find the number of miles between locations. They will use the calculator to divide that distance by a rate of seventy miles per hour to find the time it takes to travel between locations.


Step 2: Students will include the number of hours they spent visiting each attraction. They must include three 1-hour meals each day and between 6 and 8 hours of sleep. Each student will complete the Travel Log which details the 24 hours of each day.

Step 3: Students can choose to begin their trip in any city in Texas. Students must return to the city where the trip originated before the end of the fourth day.

Step 4: Trace the map of Texas onto the chart paper and use markers and/or colored pencil to show the route traveled.

Step 5: The group will write a story about their vacation in Texas, discussing the places they visited. Students may want to include pictures of the places they visited. The Internet is one resource for pictures.

Step 6: The group will give an oral presentation of their vacation in Texas.




ACTIVITY 19

Vacationing in Texas Grade 4

Note: The teacher has the option of choosing a city for each group to begin their journey.


Extensions/Modifications:

- The teacher could limit the number of days or offer them some of the figures up front to simplify the game (i.e., total cost of gas or food).
- For follow-up, students could use newspaper ads to create a food budget for a month for families of different sizes.



Vacationing in Texas Grade 4 Travel and Expense Log

Time	Day 1	Day 2
7:00 A. M.		
8:00 A. M.		
9:00 A. M.		
10:00 A. M.		
11:00 A. M.		
12:00 P. M.		
1:00 P. M.		
2:00 P. M.		
3:00 P. M.		
4:00 P. M.		
5:00 P. M.		
6:00 P. M.		
7:00 P. M.		
8:00 P. M.		
9:00 P. M.		
10:00 P. M.		
11:00 P. M.		
12:00 A. M.		
1:00 A. M.		
2:00 A. M.		
3:00 A. M.		
4:00 A. M.		
5:00 A. M.		
6:00 A.M.		



Vacationing in Texas Grade 4 Travel and Expense Log

Time	Day 3	Day 4
7:00 A. M.		
8:00 A. M.		
9:00 A. M.		
10:00 A. M.		
11:00 A. M.		
12:00 P. M.		
1:00 P. M.		
2:00 P. M.		
3:00 P. M.		
4:00 P. M.		
5:00 P. M.		
6:00 P. M.		
7:00 P. M.		
8:00 P. M.		
9:00 P. M.		
10:00 P. M.		
11:00 P. M.		
12:00 A. M.		
1:00 A. M.		
2:00 A. M.		
3:00 A. M.		
4:00 A. M.		
5:00 A. M.		
6:00 A.M.		