

ACTIVITY 16

Vacationing in Texas Grade 6

TEKS 6.11 (B) Underlying processes and mathematical tools: The student applies Grade 6 mathematics to solve problems connected to everyday experiences, investigations in other disciplines and activities in and outside of school. The student is expected to: **(A)** identify and apply mathematics to everyday experiences, to activities in and outside of school, with other disciplines and with other mathematical topics; **(B)** use a problem-solving model that incorporates understanding the problem, making a plan, carrying out the plan and evaluating the solution for reasonableness.

Objective: Students will plan a vacation, visiting at least six cities, towns, parks and other attractions in Texas.

- The group will have a budget of \$1,500 to spend for the entire trip.
- They must document the costs of gasoline at \$1.50 per gallon. The car has a 15-gallon tank and gets 23 miles to the gallon.
- Hotel rates should be included.
- Prices of meals, as well as admission charges to museums, parks, or other attractions for each person, must be included.
- Students must calculate driving times between each city, assuming an average speed of 70 miles per hour.
- Students will complete a Travel Log, which will include how funds were spent.
- Students will also write a story detailing the places they visited and give an oral presentation incorporating technology.

Number of students: Students can work in groups of three.

Materials:


- Texas State Travel Guide
- Internet
- Maps of Texas
- Chart paper
- Markers or colored pencils
- Travel and expense logs

Steps: This interdisciplinary lesson will take two to three days and involves mathematics, social studies and language arts.

Step 1: Students will have one week to travel, so they must plan a travel route, taking into consideration the time it takes to travel between cities or parks.

Step 2: Students will include the number of hours they spent visiting each attraction. They must include three meals each day and 6 to 8 hours of sleep. Each student will complete the Travel Log, which details the 24 hours of each day and an Expense Report detailing how the group's \$1,500 was spent.

Step 3: The group can choose to begin the trip in any city in Texas. Students must return to the city of origin before the end of the seventh day. Students can use the Internet or resources such as Triple A (AAA) or other travel guides to obtain hotel rates.



ACTIVITY 16

Vacationing in Texas Grade 6

Step 4: Students will trace the map of Texas onto the chart paper and use markers and/or colored pencils to show the route traveled.


Step 5: The group members will write a story about their vacation in Texas, discussing the places they visited and their activities.

Step 6: The group will give an oral presentation of its vacation in Texas and incorporate technology into the presentation. Students may want to include pictures of the places they visited. The Internet is one resource for pictures or students can create their own.

Note: The teacher has the option of choosing a city of origin for each group.


Extensions/Modifications:

- The teacher could limit the number of days or offer them some of the figures up front to simplify the game (i.e., total cost of gas or food).
- For follow-up, students could use newspaper ads to create a food budget for a month for families of different sizes.




Vacationing in Texas Grade 6 Travel and Expense Log

Time	Day 1		Day 2	
7:00 A. M.		\$1,500		
8:00 A. M.				
9:00 A. M.				
10:00 A. M.				
11:00 A. M.				
12:00 P. M.				
1:00 P. M.				
2:00 P. M.				
3:00 P. M.				
4:00 P. M.				
5:00 P. M.				
6:00 P. M.				
7:00 P. M.				
8:00 P. M.				
9:00 P. M.				
10:00 P. M.				
11:00 P. M.				
12:00 A. M.				
1:00 A. M.				
2:00 A. M.				
3:00 A. M.				
4:00 A. M.				
5:00 A. M.				
6:00 A.M.				




Vacationing in Texas Grade 6 Travel and Expense Log

Time	Day 3		Day 4	
7:00 A. M.		\$1,500		
8:00 A. M.				
9:00 A. M.				
10:00 A. M.				
11:00 A. M.				
12:00 P. M.				
1:00 P. M.				
2:00 P. M.				
3:00 P. M.				
4:00 P. M.				
5:00 P. M.				
6:00 P. M.				
7:00 P. M.				
8:00 P. M.				
9:00 P. M.				
10:00 P. M.				
11:00 P. M.				
12:00 A. M.				
1:00 A. M.				
2:00 A. M.				
3:00 A. M.				
4:00 A. M.				
5:00 A. M.				
6:00 A.M.				



Vacationing in Texas Grade 6 Travel and Expense Log

Time	Day 5		Day 6	
7:00 A. M.		\$1,500		
8:00 A. M.				
9:00 A. M.				
10:00 A. M.				
11:00 A. M.				
12:00 P. M.				
1:00 P. M.				
2:00 P. M.				
3:00 P. M.				
4:00 P. M.				
5:00 P. M.				
6:00 P. M.				
7:00 P. M.				
8:00 P. M.				
9:00 P. M.				
10:00 P. M.				
11:00 P. M.				
12:00 A. M.				
1:00 A. M.				
2:00 A. M.				
3:00 A. M.				
4:00 A. M.				
5:00 A. M.				
6:00 A.M.				



Vacationing in Texas Grade 6 Travel and Expense Log

Time	Day 7	
7:00 A. M.		\$1,500
8:00 A. M.		
9:00 A. M.		
10:00 A. M.		
11:00 A. M.		
12:00 P. M.		
1:00 P. M.		
2:00 P. M.		
3:00 P. M.		
4:00 P. M.		
5:00 P. M.		
6:00 P. M.		
7:00 P. M.		
8:00 P. M.		
9:00 P. M.		
10:00 P. M.		
11:00 P. M.		
12:00 A. M.		
1:00 A. M.		
2:00 A. M.		
3:00 A. M.		
4:00 A. M.		
5:00 A. M.		
6:00 A.M.		